

# A GUIDE FOR PARISHES AND ORGANIZATIONS

## THE MAN OF THE SHROUD

---

IN COLLABORATION WITH  
THE TURIN SHROUD CENTER  
OF COLORADO

## SHROUD OF TURIN EXHIBIT

An Exhibit Created by Spirit Catholic Radio, in Collaboration  
with the Turin Shroud Center of Colorado



Encounter Jesus!

[spiritcatholicradio.com/shroud-booking](http://spiritcatholicradio.com/shroud-booking)

855-571-0200 | [kvssekvs.com](mailto:kvssekvs.com)

# Table of Contents

---

About the Exhibit .....	2
a) Reserving the Exhibit.....	2
b) Cost .....	2
c) Presenter (optional).....	2
d) Pick-Up, Transport and Return of the Exhibit.....	3
Display Specifics.....	4
Display Assembly.....	4
Packing up the Display.....	5
Additions to the Display.....	6-7
Panels Included in the Exhibit.....	8
Manage Your Exhibit.....	9
Helpful Materials Provided with the Display.....	9-10
Promote Your Exhibit.....	11-13
Frequently Asked Questions.....	13
Attachments.....	14-18





# THE MAN OF THE SHROUD

## A Guide for Parishes and Organizations

### *ABOUT THE EXHIBIT*

The information in this exhibit was compiled with the help of Jim Bertrand, certified Shroud of Turin presenter, along with scientific studies and observations from the Turin Shroud Center of Colorado. Images used are primarily from a photographer of the Shroud of Turin Research Project (STURP). More information and a detailed book of the studies can be found at [www.shroudofturin.com](http://www.shroudofturin.com)

#### a) Reserving the Exhibit

Please reserve the exhibit 4-6 weeks in advance. It may be reserved for up to 2 weeks. To inquire about availability, please call 855-571-0200 or email [kvs@kvss.com](mailto:kvs@kvss.com). Official requests must be made online at [spiritcatholicradio.com/shroud-booking](http://spiritcatholicradio.com/shroud-booking)

#### b) Cost

The exhibit is free to reserve and must be free admission for those who wish to view it. Donations to cover the cost of exhibit maintenance are welcomed and encouraged. A free-will donation box is included with the display and we ask that you place it on a small display table near the exhibit. Funds collected are used for the upkeep of the exhibit and for printed materials.

#### c) Presenter (Optional)

Jim Bertrand is a retired science teacher at Pius X High School in Lincoln, is the Director of Field Operations for the American Confraternity of the Holy Shroud, a friend of Dr. Jackson (STURP) and an experienced presenter on The Shroud of Turin. As part of his presentation, he brings a life-size replica of the Shroud. Any school, parish or other group who would like to host Mr. Bertrand's Shroud presentation should contact him at [besaints2@gmail.com](mailto:besaints2@gmail.com) or 402-421-7656. This is not part of the Spirit Catholic Radio exhibition, however, combining his presentation with the exhibition is a beneficial addition.



#### d) Pickup/Drop off and Transport

This is the responsibility of the requestor. Materials can be picked up at the Omaha studio during normal business hours and can be arranged by contacting Spirit Catholic Radio staff. All staff can be contacted by calling 402-571-0200. The 42 panels exhibit will fit in most mid-sized vehicles with seats folded down. Items include: 3 large golf bags with exhibit panels and stands, and a suitcase/crate of free handout materials, prayer and donation boxes.

If you would like additional items, such as the display cases of replicas and the high definition prints (see page 6), then it is recommended to transport the display with a truck, large SUV, or a van with the seats down.

#### **Sign the “Acceptance of Stewardship, Care & Responsibility” Form at Pick-Up**

When you arrive at the Omaha Spirit Catholic Radio Studio to pick-up the reserved exhibit for your parish or organization, you will be required to read, acknowledge and sign the “Acceptance of Stewardship, Care & Responsibility” form before the exhibit can be released and entrusted to your care. It is expected and appreciated that you take proper care of the exhibit, as well as repack it and return it in the same manner AND condition as it was received.

**PLEASE DO NOT ALLOW YOUTH UNDER AGE 15 TO HANDLE, SET-UP OR TAKE DOWN THE EXHIBIT.**

See **Attachment D** for a copy of the “Acceptance of Stewardship, Care & Responsibility” form.

#### **Complete the “Proper Care, Packing & Return Checklist” Form Before Returning Exhibit**

When you return the exhibit to the Spirit Catholic Radio studio where you picked it up at, you will be required to provide us with your completed and signed “Proper Care, Packing & Return Checklist” form to ensure the exhibit is properly repacked in an acceptable manner and returned in good condition. We will ask you, before you leave the Spirit Catholic Radio station, to take time to review this form with us, together, so we can inspect the exhibit and the manner in which it was repacked and returned. Please kindly let us know immediately if any stands, exhibit panels, pieces or parts are broken, damaged or missing.

See **Attachment E** for a copy of the “Proper Care, Packing & Return Checklist” form.



## DISPLAY SPECIFICS

### Panels

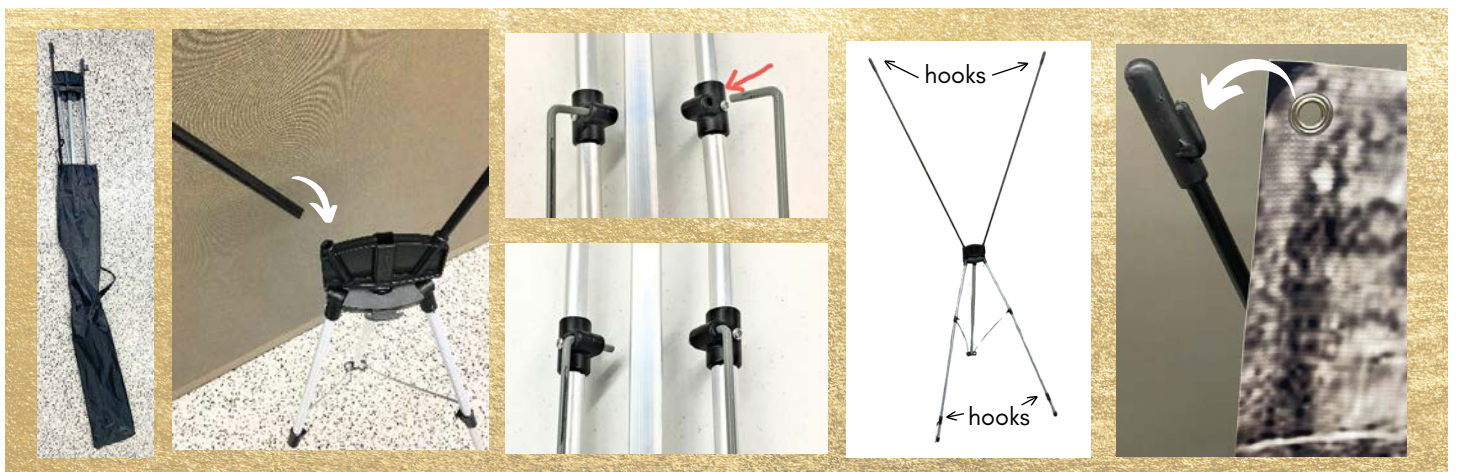
- There are 42 (2x5') vinyl panels sequentially numbered for easy arrangement.
- **Packing:** The panels should be laid flat and stacked (in sequential order) in 4 separate piles with about 10 panels in each stack. Each stack should be rolled up and secured by rubber bands. They should be packed carefully into the three provided golf bags.

### Stands

- Each display panel comes with its own x-frame stand.
- **Packing:** Stands should be repacked in their individual cases (feet first) before placing them in the golf bags. Evenly distribute the stands into each golf bag. The stands are fragile so please be careful and be sure to note any broken or missing pieces upon return of the exhibit. **Keep broken stands separate.**

## ASSEMBLY

- Remove the 3 stand pieces from their individual bag. Assemble the stand by inserting the two poles into the main frame.
- Use caution and be gentle with the stands, as they are susceptible to breaking/cracking. Sometimes the balls of the feet will fall off or the thin metal piece will detach from the legs. Just simply plug the balls of the feet back on and re-insert the metal piece into the legs to hold the legs together.
- Hook the banner onto the stand poles and legs.




## PACKING UP

### Panels

- Lay Flat and then stack in sequential order. Separate into 4 groups (about 10 panels in each grouping)
- Roll up the groups separately and rubber band both ends to secure the panels
- Pack the panels into the golf bag first, setting the panel bundle at the bottom of the bag so the bag is bottom-heavy. One of the bags will have two bundles. Put one bundle in bottom of bag and the other bundle above it (as pictured below).

### Stands

- Place stands in individual bags (feet first)
- Split evenly between the 3 golf bags and pack on and around the panels. For best fit, alternate the direction of the stands.
- **Keep broken stands separate.**





## ADDITIONS TO THE DISPLAY

Additional items to reserve with the 42 panel display include 2 display cases, containing replicas of the Crown of Thorns, Whip, Holy Sponge, and Nails. The cases are made of plexiglass and wood. 1 case weighs about 25 lbs. Dimensions: 30" x 30"



Also available for reservation are high definition prints of the Shroud. There are 11 prints total. Nine of them are 18"x24" and use table-top easels for display. Two of the prints measure 24"x48" and are framed. The easels will come with the prints, provided by Spirit.





## *ADDITIONS TO THE DISPLAY CONTINUED....*



We also have a 10' x 10' image of the Shroud that can be hung up in a large room. It makes quite the dramatic statement! Spirit Catholic Radio provides piping that can be inserted into the image so it can hang nicely.



## PANELS INCLUDED IN THE EXHIBIT

This information is also provided on the Panel Guide rack card, which is included in the free materials provided and should be available for viewers to take.



0. Title Panel
1. Burial of Jesus
2. The Resurrection
3. Travels of the Shroud: Timeline
4. Travels of the Shroud: Antioch of Syria (44 AD)
5. Travels of the Shroud: Antioch & Constantine (70-574 AD)
6. Constantinople (574 AD)
7. Constantinople Iconoclasm
8. Evidence in Ancient Art: Pantocrator Icon of Sinai (550 AD)
9. Evidence in Ancient Art: Justinian II Coin & Epitaphios
10. Evidence in Ancient Art: The Pray Codex (1192 AD)
11. Evidence in Ancient Art: Man of Sorrows (1203 AD)
12. Evidence in Ancient Art: Shroud Veneration (1204 AD)
13. Travels of the Shroud: Fire of Chambery (1532 AD)
14. Travels of the Shroud: Arriving in Turin (1578 AD)
15. A New Era: The First Photograph (1898 AD)
16. Scientific Studies: STURP Origins & Inspirations (1978)
17. Scientific Studies: How was the Image Formed?
18. Travels of the Shroud: House of Savoy to the Holy See (1983)
19. Travels of the Shroud: Restoration Project (2002)
20. Medical Forensic Evidence: Anatomy - Who is this Man?
21. Medical Forensic Evidence: Anatomy - Scourge Wounds
22. Medical Forensic Evidence: Anatomy - Head & Face
23. Medical Forensic Evidence: Anatomy - Chest
24. Medical Forensic Evidence: Anatomy - Shoulders
25. Medical Forensic Evidence: Anatomy - Legs and Feet
26. Medical Forensic Evidence: Anatomy - Arms & Hands
27. Medical Forensic Evidence: Blood/Serum
28. Linen Cloth Evidence: Textile Patterns
29. Linen Cloth Evidence: Poker Holes
30. Linen Cloth Evidence: Binding Strip
31. Archeology: Dirt & Stone
32. Botany: Pollen
33. Travels of the Shroud: Ancient Water Stains
34. Scientific Studies: Superficiality
35. Scientific Studies: 3-D Encoded
36. Scientific Studies: How the Image Formed (Hypotheses)
37. Scientific Studies: How the Image Formed (Fall-Through Hypothesis)
38. Scientific Studies: Carbon Dating (1988)
39. Scientific Studies: Dating the Shroud
40. Conclusion: Who is the Man of the Shroud?
41. Conclusion: Quotes & Acknowledgements



## MANAGE YOUR EXHIBIT

It is a good idea to be mindful of where and how you set up The Man of the Shroud exhibit. You will need a reasonable amount of space for the exhibit as it includes 42 2'x5' vinyl panels. You will also need a small table for display-related materials.

Many parishes set up the exhibit either in their church hall, narthex or school gym. When setting up the exhibit, remember to place the panels in proper sequential order. See page 7 of this Guide for more details as well as a properly-ordered list of the panels.

### Set Up a Small Display Table Near the Exhibit

You will need a small display table (e.g., 4'x4' or a 6'x6' table is a good size) for the free materials and items listed below that are provided by Spirit Catholic Radio as part of the exhibit. We suggest you cover the table with a nice-looking table cloth and place the table near the entrance of the exhibit.

## OFFER HELPFUL FREE MATERIALS PROVIDED BY SPIRIT CATHOLIC RADIO


You will need a small display table for the free materials and items listed below provided by Spirit Catholic Radio as part of the exhibit. Materials come in a suitcase or crate accompanying the display. We suggest you cover the table with a nice-looking tablecloth and place the table near the entrance of the exhibit. Return unused items, prayer box and donation box with the display and pack carefully. Be sure not to shove or squish items, as they may break in transport. These materials may include the following resources:

**The Man of the Shroud Panel Guide Cards** – These handy cards list out the topics of each panel so you can find the information you're looking for in the exhibit. It also features a summary of evidence that people can take with them and continue to reflect on.

**The Man of the Shroud Prayer Cards** – These holy cards feature a Shroud image on one side. On the reverse side is a prayer for faith, reflecting on the Shroud.

**Spirit Catholic Radio Program Guides** – These helpful guides outline the most popular programs heard on-air on the Spirit Catholic Radio network and encourage people to tune-in and listen!

**Spirit Catholic Radio Program Grids** – This 8 ½ x 11 flyer illustrates a program grid listing all programs heard on-air, Monday-Friday, between the hours of 5:00 a.m. – 11:00 pm.



**Spirit Catholic Radio Tune-In Cards** – These wallet-size cards help you find your local Spirit Catholic Radio station by geographic location so you can tune-in and listen to the appropriate FM channel in your area.



### Prayer Request Box with Prayer Cards

Spirit Catholic Radio provides a prayer request box and prayer cards for visitors to write and provide their prayer requests to us. We know there is a strength and peace that comes when we pray for one another. Our staff at Spirit Catholic Radio remembers these prayer intentions during our weekly staff prayer before the Exposed Blessed Sacrament each Tuesday morning at 9:30 a.m. in our beautiful Chapel of the Word Incarnate.



**Free-Will Offering Box** – Spirit Catholic Radio also provides a locked donation box to accept free-will offerings. We ask you to place this donation box on a small display table near the exhibit. Funds collected are used for the upkeep of the exhibit and for print materials.



### Exhibition Viewing Signage

Once your event is booked and confirmed, Spirit Catholic Radio will provide you with a pdf of 8 ½ x 11 signs that you can print and post in your exhibit area to help visitors know where to start viewing the exhibit and which direction to proceed as they view each of the apparitions. See Attachment C for an example of what all of these signs look like.



## PROMOTE YOUR EXHIBIT

Upon agreeing to host the *The Man of the Shroud* exhibit, you may consider promoting your exhibition event with the following suggestions.

### **Bulletin and/or Pulpit Announcements**

Insert into your parish bulletin 4–6 weeks before the exhibit. Share this announcement with neighboring communities who might want to include it in their bulletins.

(Without Jim Bertrand Speaking):

#### **The Man of the Shroud Coming to Parish Name**

Parish Name will have an up-close experience of the most studied artifact of all time – The Shroud of Turin, what many believe to be the authentic burial cloth of Christ. The Man of the Shroud exhibit will include 42 beautifully-designed panels on display [OPTIONAL as well as replicas of the Crown of Thorns, whip, nails and Holy Sponge used in the Passion of Our Lord] in the Location from Viewing Dates. This exhibit will raise the questions, “Could the Shroud be the most important archaeological artifact ever found? Does it provide clues to what happened during the crucifixion and resurrection of Jesus?” Specific viewing times are available at Parish Website or list viewing times here. For more information on this exhibit, visit [spiritcatholicradio.com/shroud-booking](http://spiritcatholicradio.com/shroud-booking).

**OR**

(With Jim Bertrand Speaking):

#### **The Man of the Shroud & Jim Bertrand Coming to Parish Name**

Parish Name will have an up-close experience of the most studied artifact of all time – The Shroud of Turin, what many believe to be the authentic burial cloth of Christ. The Man of the Shroud exhibit will include 42 beautifully-designed panels on display in the Location from Viewing Dates. This exhibit will raise the questions, “Could the Shroud be the most important archaeological artifact ever found? Does it provide clues to what happened during the crucifixion and resurrection of Jesus?” On Date for Talk, at Time for Talk, Shroud expert, Jim Bertrand, M.Ed. of the American Confraternity of the Holy Shroud, will give a special presentation and a rare viewing of a Shroud replica, [OPTIONAL as well as replicas of the Crown of Thorns, whip, nails and Holy Sponge used in the Passion of Our Lord.] Specific viewing times are available at Parish Website or list viewing times here. For more information on this exhibit, visit [spiritcatholicradio.com/shroud-booking](http://spiritcatholicradio.com/shroud-booking).

### **8 ½ x 11 Flyer**

Once your event is booked and confirmed, Spirit Catholic Radio will provide you with an editable Word template of an 8 ½ x 11 flyer (to be customized with your specific exhibition event location, display dates and viewing times). This flyer may be used for handouts and/or posting on your bulletin boards, or for use to insert into the bulletin as a separate sheet, or to attach in an email to invite parishioners, organizational members, Catholic schools and parents, or others to your event (see Attachment A for a sample completed flyer).

## Free Online Events Calendar

Spirit Catholic Radio has a free online events calendar that receives thousands of views on a regular basis. We encourage parishes and organizations to post their exhibition event of *The Man of the Shroud* at <https://spiritcatholicradio.com/resources/events/community-events/>. It may take up to five business days for an event to appear in the online events calendar at <https://spiritcatholicradio.com/resources/events>. See **Attachment B** for a sample calendar entry.

## Purchase On-Air Announcements

If your parish or organization would like to further promote your exhibition event of *The Man of the Shroud*, you may wish to consider purchasing on-air announcements, designed for non-profit organizations, to be mentioned on Spirit Catholic Radio. To view the affordable non-profit packages offered by Spirit Catholic Radio, including an online request form, visit our web page at <https://spiritcatholicradio.com/contact/purchase/>.

## Additional Marketing Suggestions

### Online Calendar for your Diocese:

- Omaha Archdiocese Online Calendar of Events: <https://archomaha.org/submit-an-event/>
- Des Moines Diocese Online Calendar of Events: Please send requests directly to Anne Marie Cox ([ACox@dmdiocese.org](mailto:ACox@dmdiocese.org)). They list events that are open to the public and in the Des Moines Diocese with a focus on events that involve multiple parishes rather than events that are limited in scope to a specific parish or school. If your exhibition event is open to the public and in the Des Moines Diocese, please send it to Anne Marie Cox for consideration.
- Lincoln Diocese Online Calendar of Events: <http://www.lincolndiocese.org/calendar>. Please use the Submit button located directly above the calendar at the top of the page
- Grand Island Diocese Online Calendar of Events: <http://www.gidiocese.org/about-us/contact-us>

### Diocesan Newspaper:

- Omaha Archdiocese Newspaper – The Catholic Voice:
  - <http://catholicvoiceomaha.com/>
  - Email: [seszalewski@archomaha.org](mailto:seszalewski@archomaha.org) or call 402-558-6611
- Des Moines Diocese Newspaper – The Catholic Mirror:
  - <http://www.dmdiocese.org/catholic-mirror>
  - Email Kelly Mescher Collins ([KCollins@dmdiocese.org](mailto:KCollins@dmdiocese.org)) or call at 515-237-5054, or Email Anne Marie Cox ([ACox@dmdiocese.org](mailto:ACox@dmdiocese.org)) or call at 515-237-5046



- Lincoln Diocese Newspaper – Southern Nebraska Register:
  - <http://www.lincolndiocese.org/snr>
  - Email: <http://www.lincolndiocese.org/contact-us> or call 402-488-0090
- Grand Island Diocese – The West Nebraska Catholic (Magazine):
  - <https://gidiocese.org/wnc>
  - Email: [communicationsgidiocese.org](mailto:communicationsgidiocese.org) or call (308) 382-6565

Feel free to also consider promoting your event through secular media sources such as your local newspapers, secular radio stations, and various social media websites. With advance permission, you may also post your event flyers at neighboring parishes, in local grocery and retail stores, restaurants, gas stations and truck stops.

## ***FREQUENTLY ASKED QUESTIONS***

### **Is the actual Shroud included in the exhibit?**

Unfortunately, no. The Shroud is kept in a climate-controlled container at the Cathedral of St. John the Baptist in Turin, Italy. It is rarely available for viewing to the public. However, there are replicas available for viewing. Jim Bertrand in Lincoln, NE has a replica which he brings to his presentations. Any school, parish or other group who would like to host Mr. Bertrand's Shroud presentation should contact him at [besaints2@gmail.com](mailto:besaints2@gmail.com) or 402-421-7656.

### **How big is the exhibit?**

The exhibit includes 42, 2'x5' vinyl panels. There are additions to the display such as display cases holding replicas of the Crown of Thorns, whip, Holy Sponge, and nails. Also available to add are 11 high definition prints of the shroud and a 10'x10' wall hanging Shroud image.

### **How many days can I reserve the exhibit?**

Up to two weeks.

### **Will you send me a promotional flyer?**

Yes, we will e-mail a full-color, editable flyer. It is up to the requestor to fill in display dates, location and parish info. The requestor will also be responsible for printing and hanging the flyer.

### **Will you send me a bulletin announcement and a pulpit announcement?**

Yes, we will email the text which can be copied into the bulletin along with the flyer.

### **How big of a car do I need to transport the exhibit?**

The materials will fit in the back seat of most vehicles with seats laying down. There are three golf bags which contain the stands and panels, plus a suitcase or crate which contains free materials to be displayed on a small table near the exhibit entrance. If the display cases and high definition prints are also requested, the requestor will need to bring a large SUV or van with the seats down, or a truck.

### **Where do I pick up and return the exhibit?**

The exhibit can be picked up and returned at the Omaha studio | 13326 A Street, Omaha, NE 68144.



## ATTACHMENTS

### Attachment A – Sample 8 ½ x 11 Promotional Flyer

*There is also a version of the flyer featuring Jim Bertrand giving a presentation*

**The  
MAN  
of the  
SHROUD**

In collaboration with the Turin  
Shroud Center of Colorado

**Viewing Times**  
Wednesday, 2/23  
5pm – 8:30pm  
Thursday, 2/24  
5pm – 7pm  
Friday, 2/25  
10am – 11:30am  
Saturday, 2/26  
9am – 11am  
4pm – 6pm  
Sunday, 2/27  
10:30am – 12:30pm  
2 – 4pm

**SHROUD OF TURIN EXHIBIT**  
A CRITICAL SUMMARY OF OBSERVATIONS, DATA AND HYPOTHESIS

You're invited to an up-close experience of the most studied artifact of all time – **The Shroud of Turin**. Witness this powerful display of the history, science, and mystery behind what many believe to be the *authentic burial cloth of Jesus Christ*. Then, you can ask YOURSELF – who is this *Man of the Shroud*?

**FEBRUARY 23-27**

**Saints Peter & Paul Church - Parish Hall | Atlantic, IA**

Full exhibit details:  
[spiritcatholicradio/shroud-booking](http://spiritcatholicradio/shroud-booking)

**Spirit  
CATHOLIC  
RADIO  
NETWORK**



## Attachment B – Sample Online Calendar Entry

### The Man of the Shroud Coming to St. Bernadette in Bellevue, NE

April 11 @ 3:00 pm - April 16 @ 7:00 pm Free



St. Bernadette Church in Bellevue will be hosting Spirit Catholic Radio's The Man of the Shroud exhibit from April 11-16 at the Church Social Hall, 7600 S. 42nd Street, Bellevue. The display is free to view as follows:

Wed., April 11 – 3:00 – 7:00 p.m.

Thurs., April 12 – 3:00 – 7:00 p.m.

Friday, April 13 – 3:00 – 6:00 p.m.

Sat., April 14 – 9:00 a.m. – Noon & 3:00 – 6:00 p.m.

Sun., April 15 – 8:00 – 11:00 a.m. & 5:00 – 8:00 p.m.

Mon., April 16 – 3:00 – 7:00 p.m.

The exhibit features 42 beautiful panels that illustrate a visual reminder of the power, history and science behind the Shroud of Turin. This powerful exhibit features beautifully-designed panels that will raise the questions, "Could the Shroud be the most important archaeological artifact ever found?" and "Does it provide clues to what happened during the crucifixion and resurrection of Jesus?" For more information, visit [spiritcatholicradio.com/shroud-booking](http://spiritcatholicradio.com/shroud-booking).

+ GOOGLE CALENDAR

+ ICAL EXPORT

#### Details

**Start:**  
April 11 @ 3:00 pm

**End:**  
April 16 @ 7:00 pm

**Cost:**  
Free

**Website:**  
<http://www.stbernadetteparish.org>

#### Venue

St. Bernadette 7600 So.  
42nd St. Bellevue, Ne 68147

7600 So. 42nd St.  
Bellevue, 68147 United States

#### Organizer

St. Bernadette Church

**Phone:**  
4027314694

**Email:**  
[saenzolera@archomaha.org](mailto:saenzolera@archomaha.org)

**Website:**  
[www.stbernadetteparish.org](http://www.stbernadetteparish.org)



**Attachment C – Exhibition Viewing Signage**

Ask a Community Engagement Coordinator to email you the signage



**THE  
MAN  
OF THE  
SHROUD**

IN COLLABORATION WITH  
THE TURIN SHROUD CENTER  
OF COLORADO

**Spirit  
CATHOLIC  
RADIO  
NETWORK**

SHROUD OF TURIN EXHIBIT



**START VIEWING  
EXHIBIT HERE**



**THE  
MAN  
OF THE  
SHROUD**

IN COLLABORATION WITH  
THE TURIN SHROUD CENTER  
OF COLORADO

**Spirit  
CATHOLIC  
RADIO  
NETWORK**

SHROUD OF TURIN EXHIBIT



**EXHIBIT ENDS  
HERE**



**THE  
MAN  
OF THE  
SHROUD**

IN COLLABORATION WITH  
THE TURIN SHROUD CENTER  
OF COLORADO

**Spirit  
CATHOLIC  
RADIO  
NETWORK**

SHROUD OF TURIN EXHIBIT



**PROCEED VIEWING  
EXHIBIT TO THE LEFT**



**THE  
MAN  
OF THE  
SHROUD**

IN COLLABORATION WITH  
THE TURIN SHROUD CENTER  
OF COLORADO

**Spirit  
CATHOLIC  
RADIO  
NETWORK**

SHROUD OF TURIN EXHIBIT

**PROCEED VIEWING  
EXHIBIT TO THE RIGHT**





**THE  
MAN  
OF THE  
SHROUD**

IN COLLABORATION WITH  
THE TURIN SHROUD CENTER  
OF COLORADO

**Spirit  
CATHOLIC  
RADIO  
NETWORK**

SHROUD OF TURIN EXHIBIT

**SEE EXHIBIT IN THE  
PARISH NARTHEX**



**THE  
MAN  
OF THE  
SHROUD**


IN COLLABORATION WITH  
THE TURIN SHROUD CENTER  
OF COLORADO

**Spirit  
CATHOLIC  
RADIO  
NETWORK**

SHROUD OF TURIN EXHIBIT

**SEE EXHIBIT IN THE  
PARISH HALL**

## Attachment D – “Acceptance of Stewardship, Care & Responsibility” Form



### ACCEPTANCE OF STEWARDSHIP, CARE & RESPONSIBILITY

I AGREE:	READ AND ACKNOWLEDGE:
<input type="checkbox"/>	Our parish or organization accepts full responsibility for the proper stewardship and care of <i>The Man of the Shroud</i> exhibit.
<input type="checkbox"/>	We will take great care to prevent damage by NOT dragging the display bags on the ground.
<input type="checkbox"/>	We agree to review the GUIDE FOR PARISHES AND ORGANIZATIONS with our event team to ensure everyone is aware of how to properly assemble and disassemble each easel, each x-frame stand, and their panels.
<input type="checkbox"/>	As we unpack and assemble (and later disassemble and repack) the exhibit, we will keep careful track of any missing or broken pieces or any damage done to the exhibit so we can inform Spirit Catholic Radio of needed repairs or replacements.
<input type="checkbox"/>	We acknowledge and understand that only persons age 15 or older will be allowed to assist in unpacking, assembling, setting up, disassembling and repacking the exhibit.
<input type="checkbox"/>	We agree and will commit to repacking the exhibit according to the instructions and in the EXACT same way in which we received it.
<input type="checkbox"/>	When repacking the exhibit, we will be careful to repack any remaining handouts/materials and their plastic display containers, locked donation box, and prayer box/cards into the small blue “book bag.”
<input type="checkbox"/>	If we have any questions as we unpack, assemble, disassemble and repack the exhibit, we will contact Spirit Catholic Radio at 855-571-0200 (M-F, 8a-5p).

On behalf of my parish or organization, \_\_\_\_\_, I agree to exercise proper stewardship, care and responsibility of *the Man of the Shroud* exhibit while it is on loan to us and in our entrusted possession. I agree we will also repack it and return it in the same condition in which we received it.


\_\_\_\_\_  
Today's Date

\_\_\_\_\_  
Print Name Here

\_\_\_\_\_  
Sign Name Here



## Attachment E – “Proper Care, Packing & Return Checklist” Form



### PROPER CARE, PACKING & RETURN CHECKLIST

I AGREE:	READ AND ACKNOWLEDGE:
<input type="checkbox"/>	Our parish or organization exercised the proper stewardship, care and responsibility for <i>The Man of the Shroud</i> exhibit while it was in our possession.
<input type="checkbox"/>	We have inspected the outside of each exhibit bag and have noted any tears, damage or soil to the bags here:
<input type="checkbox"/>	As we disassembled and repacked the exhibit, we have noted any missing or broken pieces or any damage done to the exhibit here so Spirit Catholic Radio can make any needed repairs or replacements:
<input type="checkbox"/>	We exercised careful attention as to how the exhibit was repacked, ensuring that we repacked it in the EXACT same manner in which we received it.
<input type="checkbox"/>	When we repacked the exhibit, vinyl panels #1-#8 were properly rolled together in one bundle and secured by rubber bands. When we repacked the 12 board panels in the 4'x4' carrying case, we placed them in proper numerical order as well.
<input type="checkbox"/>	When we repacked the x-frame stands in each of their individual bags, we placed the stands “feet first” in each bag and properly tightened and sealed each bag. When we repacked the easels in their own bag, we secured the Velcro strap around each easel and properly sealed each bag.
<input type="checkbox"/>	When we repacked the exhibit, we repacked any remaining handouts/materials and their plastic display containers, locked donation box, and prayer box/cards into the small blue “book bag.”
<input type="checkbox"/>	When we repacked the exhibit, we made sure the GUIDE FOR PARISHES AND ORGANIZATIONS was also repacked in the blue golf bag.
<input type="checkbox"/>	Upon return of the exhibit, please make any other notes or observations here that Spirit Catholic Radio should be informed about:

On behalf of my parish or organization, \_\_\_\_\_, I have exercised the proper stewardship, care and responsibility of *The Man of the Shroud* exhibit while it was in our entrusted possession, and we have repacked it and returned it in the same condition in which we received it.

\_\_\_\_\_  
Today's Date

\_\_\_\_\_  
Print Name Here

\_\_\_\_\_  
Sign Name Here