

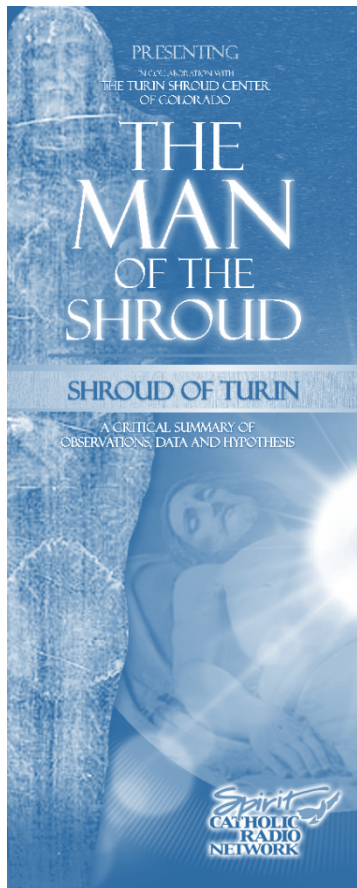
**GUIDE FOR PARISHES &  
ORGANIZATIONS**

Published June 2019

# TABLE OF CONTENTS

---

<b>1. About the Exhibit</b>	<b>3</b>
a. Reserving the Exhibit	3
b. Cost	3
c. Presenter (Optional)	3
d. Pick-up / Drop Off & Transport	3
e. Display Specifics (size, etc.)	4
f. Side Table Display	5
g. Panels Included in the Exhibit	6
<b>2. Promoting the Exhibit</b>	<b>7</b>
a. Promotional Flyer	8
<b>3. Frequently Asked Questions</b>	<b>9</b>
EX 2: "Acceptance of Stewardship, Care & Responsibility" Form	10
EX 3: "Proper Care, Packing & Return Checklist" Form	11
EX 4: Exhibition Viewing Signage	12



# SHROUD OF TURIN

## Guide for Parishes and Organizations

### About the Exhibit

The information in this exhibit was compiled with the help of Jim Bertrand, certified Shroud of Turin presenter, along with scientific studies and observations from the *Turin Shroud Center of Colorado*. Images used are primarily from a photographer of the *Shroud of Turin Research Project (STURP)*. More information and a detailed book of the studies can be found at [www.shroudofturin.com](http://www.shroudofturin.com)

#### a) Reserving the Exhibit

Please reserve the exhibit 4-6 weeks in advance. It may be reserved for up to 2 weeks. To inquire about availability, please call 855-571-0200 or email [kvss@kvss.com](mailto:kvss@kvss.com). Official requests must be made online at [spiritcatholicradio.com/shroud](http://spiritcatholicradio.com/shroud)

#### b) Cost

The exhibit is free to reserve and must be **free admission** for those who wish to view it. **Donations** to cover the cost of exhibit maintenance are welcomed and encouraged. A free-will donation box is included with the display and we ask that you place it on a small display table near the exhibit. **Funds collected are used for the upkeep of the exhibit and for printed materials.**

#### c) Presenter (Optional)

Jim Bertrand is a science teacher at Pius X High School in Lincoln, the Director of Field Operations for the American Confraternity of the Holy Shroud, a friend of Dr. Jackson (STURP) and an experienced presenter on The Shroud of Turin. As part of his presentation, he brings a life-size replica of the Shroud. Any school, parish or other group who would like to host Mr. Bertrand’s *Shroud* presentation should contact him at [jim.bertrand.achs@gmail.com](mailto:jim.bertrand.achs@gmail.com) or 402-421-7656. **This is not part of the Spirit Catholic Radio exhibition, however, combining his presentation with the exhibition is a beneficial addition.**

#### d) Pick-up / Drop Off & Transport

This is the responsibility of the requestor. Materials can be picked up at either the **Lincoln** or **Omaha** studio during normal business hours and can be arranged by contacting Spirit Catholic Radio staff. **All staff can be contacted by calling 402-571-0200.**

**All reservations require:**

- Signature on the “Acceptance of Stewardship, Care & Responsibility” form (See page 10)
- Completed “Proper Care, Packing & Return Checklist” (See page 11)

Omaha, Northeast NE and Iowa Area	Central/Western Nebraska	Lincoln and Surrounding Areas	Transporting the display
<p><b>Pick-up location:</b> Omaha Studio 13326 A St Omaha, NE</p> <p><b>Contact:</b> <b>Ann O’Toole</b> Outreach Associate <a href="mailto:ann@kvss.com">ann@kvss.com</a></p>	<p><b>Pick-up location:</b> Lincoln Studio 630 N Cotner Blvd Lincoln, NE</p> <p><b>Contact:</b> <b>Jessica Morehead</b> Outreach Associate <a href="mailto:jessica@kvss.com">jessica@kvss.com</a></p>	<p><b>Pick-up location:</b> Lincoln Studio 630 N Cotner Blvd Lincoln, NE</p> <p><b>Contact:</b> <b>Greg Gibbs</b> Outreach Associate <a href="mailto:greg@kvss.com">greg@kvss.com</a></p>	<p><b>Exhibit will fit in the trunk or backseat of most mid-sized vehicles. Items include:</b></p> <ul style="list-style-type: none"> <li>• 2 large golf bags with exhibit panels, stands, free handout materials, prayer and donation boxes</li> <li>• Shroud of Turin Guidebook</li> </ul>

### e) Display Specifics



#### Panels

- There are 42 (2x5') vinyl panels sequentially numbered for easy arrangement.
- **Packing:** The panels should be laid flat and stacked (in sequential order) in 2 separate piles with 21 panels in each stack. Each stack should be rolled up and secured by rubber bands. They should be packed carefully into the two provided golf bags (one stack in each bag).

#### Stands

- Each display panel comes with its own x-frame stand.
- **Packing:** Stands should be repacked in their individual cases (feet first) before placing them in the golf bags. Evenly distribute the stands into each golf bag. **The stands are fragile so please be careful and be sure to note any broken or missing pieces upon return of the exhibit.**

ASSEMBLY

1. Pull out the stand's legs into the "tripod" x-frame position
2. Make sure the top and bottom hooks are facing outward
3. Connect the panel's top/bottom holes to the x-frame hooks

Arrange panels in sequential order for viewing

PACKING UP

**Panels: 2 even stacks (21 in each stack)**  
 (1) lay flat (2) stack in sequential order  
 (3) roll together (4) rubber band the roll

Stack 1

Stack 2

Roll together

**Stands:**

- (1) Place stands in individual bags (feet first)
- (2) Split evenly and pack around the panels.

## f) Side Table with Materials

You will need a small display table for the free materials and items listed below provided by Spirit Catholic Radio as part of the exhibit. Materials are in the pockets of the golf bag. We suggest you cover the table with a nice-looking tablecloth and place the table near the entrance of the exhibit. **Return unused items, prayer box and donation box with the display and pack carefully in the pockets of the golf bags. Be sure not to shove or squish items, as they may break in transport.**



### Materials included:

- Shroud Holy Cards
- Panel Guide Rack Card
- Program Guides
- Tune-in Cards
- Prayer Request Box & Cards
- Free-Will Donation Box



### Exhibition Viewing Signage (Optional)

Customize, print and post in your exhibit area to help visitors know where to start viewing the exhibit and which direction to proceed as they view each of the apparitions. **(See pages 12-17 and edit/print or copy as necessary).**




# Encounter Jesus!

[spiritcatholicradio.com/shroud](http://spiritcatholicradio.com/shroud)

855-571-0200 | [kvss@kvss.com](mailto:kvss@kvss.com)

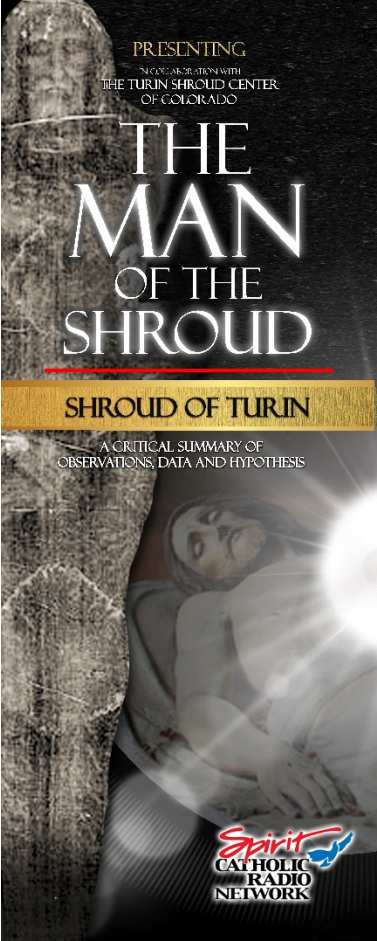
# g) Panels Included in the Exhibit

This information is also provided on the Panel Guide rack card, which is included in the free materials provided and should be available for viewers to take.



0	Title Panel
1	Burial of Jesus
2	The Resurrection
3	Travels of the Shroud: Timeline
4	Travels of the Shroud: Antioch of Syria (44 AD)
5	Travels of the Shroud: Antioch & Constantine (70-574 AD)
6	Constantinople (574 AD)
7	Constantinople Iconoclasm
8	Evidence in Ancient Art: Pantocrator Icon of Sinai (550 AD)
9	Evidence in Ancient Art: Justinian II Coin & Epitaphios
10	Evidence in Ancient Art: The Pray Codex (1192 AD)
11	Evidence in Ancient Art: Man of Sorrows (1203 AD)
12	Evidence in Ancient Art: Shroud Veneration (1204 AD)
13	Travels of the Shroud: Fire of Chambery (1532 AD)
14	Travels of the Shroud: Arriving in Turin (1578 AD)
15	A New Era: The First Photograph (1898 AD)
16	Scientific Studies: STURP Origins & Inspirations (1978)
17	Scientific Studies: How was the Image Formed?
18	Travels of the Shroud: House of Savoy to the Holy See (1983)
19	Travels of the Shroud: Restoration Project (2002)
20	Medical Forensic Evidence: Anatomy – Who is this Man?
21	Medical Forensic Evidence: Anatomy – Scourge Wounds
22	Medical Forensic Evidence: Anatomy – Head & Face
23	Medical Forensic Evidence: Anatomy – Chest
24	Medical Forensic Evidence: Anatomy – Shoulders
25	Medical Forensic Evidence: Anatomy – Legs and Feet
26	Medical Forensic Evidence: Anatomy – Arms & Hands
27	Medical Forensic Evidence: Blood/Serum
28	Linen Cloth Evidence: Textile Patterns
29	Linen Cloth Evidence: Poker Holes
30	Linen Cloth Evidence: Binding Strip
31	Archeology: Dirt & Stone
32	Botany: Pollen
33	Travels of the Shroud: Ancient Water Stains
34	Scientific Studies: Superficiality
35	Scientific Studies: 3-D Encoded
36	Scientific Studies: How the Image Formed (Hypotheses)
37	Scientific Studies: How the Image Formed (Fall-Through Hypothesis)
38	Scientific Studies: Carbon Dating (1988)
39	Scientific Studies: Dating the Shroud
40	Conclusion: Who is the Man of the Shroud?
41	Conclusion: Quotes & Acknowledgements

# Promoting the Exhibit



## Recommended Promotion:

- ▶ **Bulletin Announcements**  
Insert 4-6 weeks before the exhibit. Share this announcement with neighboring communities who might want to include it in their bulletins. *Example bulletin text will be emailed with flyers.*
- ▶ **Pulpit Announcements**  
Remind parishioners at Sunday Mass of the upcoming event
- ▶ **Flyers (included free)**  
A PDF flyer will be emailed to the requestor so they may print and hang in parishes and schools. You may share this with surrounding parishes and hang in your community. *See page 8 for example.*
- ▶ **Web & Social Media**  
A JPG image will be emailed to the requestor for their parish website and social media.
- ▶ **Spirit Catholic Radio Events Calendar**  
This is free to use. Submit your event online at [spiritcatholicradio.com/events](http://spiritcatholicradio.com/events)
- ▶ **Diocesan Events Calendars**
  - Omaha: [www.archomaha.org/submit-an-event/](http://www.archomaha.org/submit-an-event/)
  - Des Moines: Email Anne Marie Cox at [ACox@dmdiocese.org](mailto:ACox@dmdiocese.org)
  - Lincoln: [www.lincolndiocese.org/calendar](http://www.lincolndiocese.org/calendar)
  - Grand Island: [www.gidiocese.org/about-us/contact-us](http://www.gidiocese.org/about-us/contact-us)

## Additional options:

▶ **Purchase On-Air PSAs:** Information on affordable non-profit packages offered by Spirit Catholic Radio, including an online request form, can be found at [spiritcatholicradio.com/contact/purchase](http://spiritcatholicradio.com/contact/purchase)

### ▶ Diocesan Newspapers

**Omaha - The Catholic Voice:**  
[www.catholicvoiceomaha.com](http://www.catholicvoiceomaha.com)  
[tcvomaha@archomaha.org](mailto:tcvomaha@archomaha.org) or call  
402-558-6611

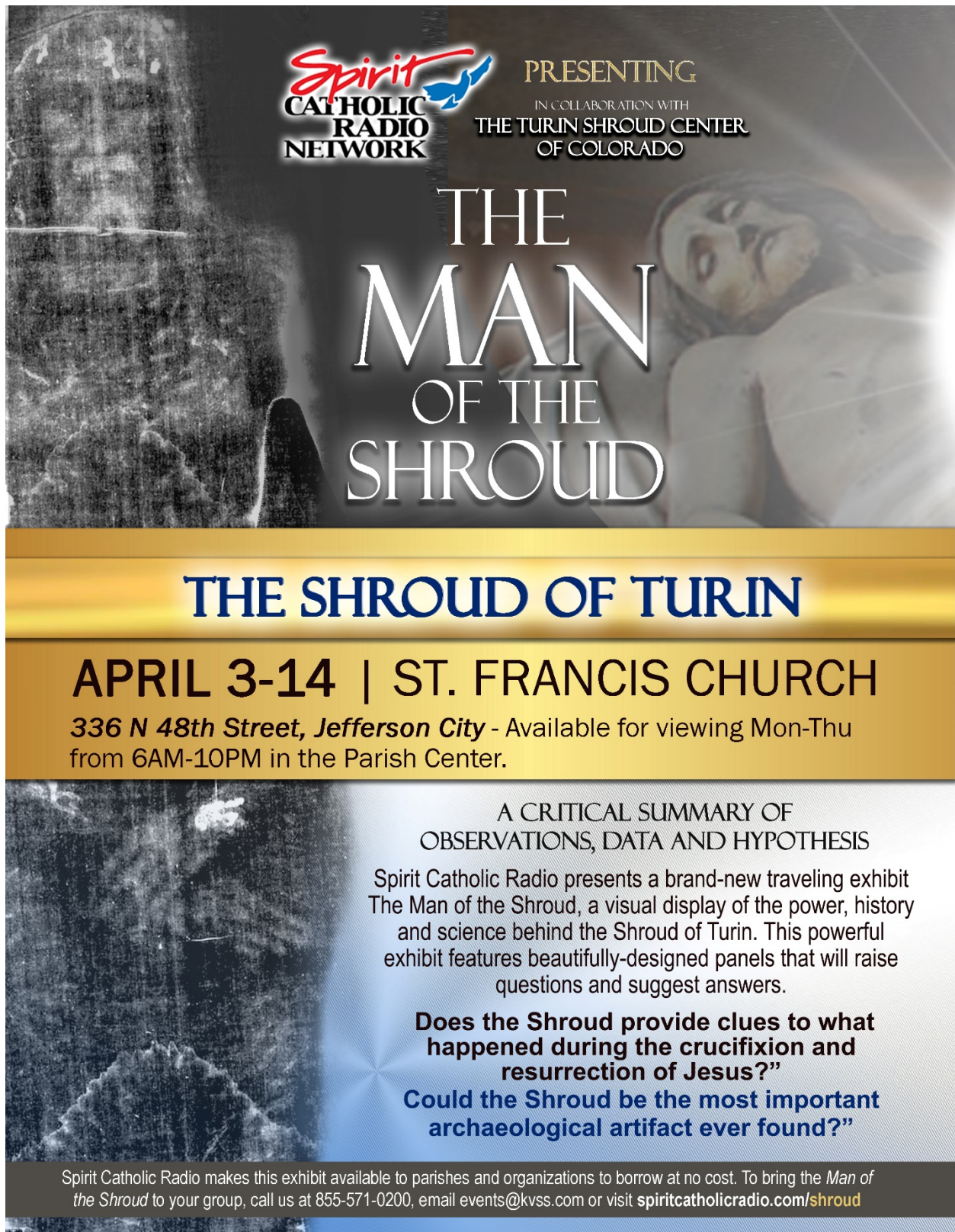
**Lincoln - Southern Nebraska Register:**  
[www.lincolndiocese.org/snr](http://www.lincolndiocese.org/snr)  
[www.lincolndiocese.org/contact-us](http://www.lincolndiocese.org/contact-us) or call  
402-488-0090

**Des Moines - The Catholic Mirror:**  
[www.dmdiocese.org/catholic-mirror](http://www.dmdiocese.org/catholic-mirror)  
[KCollins@dmdiocese.org](mailto:KCollins@dmdiocese.org) or call at  
515-237-5054

**Grand Island– The West Nebraska Register:**  
[www.westnebraskaregister.com/](http://www.westnebraskaregister.com/)  
[mary.wnr@gmail.com](mailto:mary.wnr@gmail.com) or  
[colleen.wnr@gmail.com](mailto:colleen.wnr@gmail.com) or call 308-382-4660

▶ **Secular Media:** Feel free to also consider promoting your event through secular media sources such as your local newspapers, secular radio stations, and various social media websites. With advance permission, you may also post your event flyers at neighboring parishes, in local grocery and retail stores, restaurants, gas stations and truck stops.

# Example Flyer



**Spirit**  
CATHOLIC  
RADIO  
NETWORK

PRESENTING  
IN COLLABORATION WITH  
THE TURIN SHROUD CENTER  
OF COLORADO

# THE MAN OF THE SHROUD

## THE SHROUD OF TURIN

**APRIL 3-14 | ST. FRANCIS CHURCH**  
336 N 48th Street, Jefferson City - Available for viewing Mon-Thu  
from 6AM-10PM in the Parish Center.

A CRITICAL SUMMARY OF  
OBSERVATIONS, DATA AND HYPOTHESIS

Spirit Catholic Radio presents a brand-new traveling exhibit  
The Man of the Shroud, a visual display of the power, history  
and science behind the Shroud of Turin. This powerful  
exhibit features beautifully-designed panels that will raise  
questions and suggest answers.

**Does the Shroud provide clues to what  
happened during the crucifixion and  
resurrection of Jesus?"**

**Could the Shroud be the most important  
archaeological artifact ever found?"**

Spirit Catholic Radio makes this exhibit available to parishes and organizations to borrow at no cost. To bring the *Man of the Shroud* to your group, call us at 855-571-0200, email [events@kvss.com](mailto:events@kvss.com) or visit [spiritcatholicradio.com/shroud](http://spiritcatholicradio.com/shroud)



### 3. Frequently Asked Questions

**Is the actual Shroud included in the exhibit?**

Unfortunately, no. The Shroud is kept in a climate-controlled container at the Cathedral of St. John the Baptist in Turin, Italy. It is rarely available for viewing to the public. However, there are replicas available for viewing. Jim Bertrand in Lincoln, NE has a replica which he brings to his presentations. Any school, parish or other group who would like to host Mr. Bertrand's Shroud presentation should contact him at [besaints2@gmail.com](mailto:besaints2@gmail.com) or 402-421-7656.

**How big is the exhibit?**

The exhibit includes 42, 2'x5' vinyl panels.

**How many days can I reserve the exhibit?**

Up to two weeks.

**Will you send me a promotional flyer?**

Yes, we will e-mail a full-color flyer. It is up to the requestor to print and hang the flyer.

**Will you send me a bulletin announcement and a pulpit announcement?**


Yes, we will email the text which can be copied into the bulletin along with the flyer.

**How big of a car do I need to transport the exhibit?**

The materials will fit in the back seat or trunk of most vehicles. There are two golf bags which contain the stands and panels, plus a small bookbag which contains free materials to be displayed on a small table near the exhibit entrance.

**Where do I pick up and return the exhibit?**

The exhibit can be picked up at either the Lincoln or Omaha studio locations.



**ACCEPTANCE OF STEWARDSHIP, CARE & RESPONSIBILITY**


I AGREE:	READ AND ACKNOWLEDGE:
<input type="checkbox"/>	Our parish or organization accepts full responsibility for the proper stewardship and care of <i>The Man of the Shroud</i> exhibit.
<input type="checkbox"/>	We will take great care to prevent damage by NOT dragging the display bags on the ground.
<input type="checkbox"/>	We agree to review the GUIDE FOR PARISHES AND ORGANIZATIONS with our event team to ensure everyone is aware of how to properly assemble and disassemble each easel, each x-frame stand, and their panels.
<input type="checkbox"/>	As we unpack and assemble (and later disassemble and repack) the exhibit, we will keep careful track of any missing or broken pieces or any damage done to the exhibit so we can inform Spirit Catholic Radio of needed repairs or replacements.
<input type="checkbox"/>	We acknowledge and understand that only persons age 15 or older will be allowed to assist in unpacking, assembling, setting up, disassembling and repacking the exhibit.
<input type="checkbox"/>	We agree and will commit to repacking the exhibit according to the instructions and in the EXACT same way in which we received it.
<input type="checkbox"/>	When repacking the exhibit, we will be careful to repack any remaining handouts/materials and their plastic display containers, locked donation box, and prayer box/cards into the small blue "book bag."
<input type="checkbox"/>	If we have any questions as we unpack, assemble, disassemble and repack the exhibit, we will contact Spirit Catholic Radio at 855-571-0200 (M-F, 8a-5p).

**On behalf of my parish or organization, \_\_\_\_\_, I agree to exercise proper stewardship, care and responsibility of *the Man of the Shroud* exhibit while it is on loan to us and in our entrusted possession. I agree we will also repack it and return it in the same condition in which we received it.**

\_\_\_\_\_  
Today's Date

\_\_\_\_\_  
Print Name Here

\_\_\_\_\_  
Sign Name Here



## PROPER CARE, PACKING & RETURN CHECKLIST


I AGREE:	READ AND ACKNOWLEDGE:
<input type="checkbox"/>	Our parish or organization exercised the proper stewardship, care and responsibility for <i>The Man of the Shroud</i> exhibit while it was in our possession.
<input type="checkbox"/>	We have inspected the outside of each exhibit bag and have noted any tears, damage or soil to the bags here:
<input type="checkbox"/>	As we disassembled and repacked the exhibit, we have noted any missing or broken pieces or any damage done to the exhibit here so Spirit Catholic Radio can make any needed repairs or replacements:
<input type="checkbox"/>	We exercised careful attention as to how the exhibit was repacked, ensuring that we repacked it in the EXACT same manner in which we received it.
<input type="checkbox"/>	When we repacked the exhibit, vinyl panels #1-#8 were properly rolled together in one bundle and secured by rubber bands. When we repacked the 12 board panels in the 4'x4' carrying case, we placed them in proper numerical order as well.
<input type="checkbox"/>	When we repacked the x-frame stands in each of their individual bags, we placed the stands "feet first" in each bag and properly tightened and sealed each bag. When we repacked the easels in their own bag, we secured the Velcro strap around each easel and properly sealed each bag.
<input type="checkbox"/>	When we repacked the exhibit, we repacked any remaining handouts/materials and their plastic display containers, locked donation box, and prayer box/cards into the small blue "book bag."
<input type="checkbox"/>	When we repacked the exhibit, we made sure the GUIDE FOR PARISHES AND ORGANIZATIONS was also repacked in the blue golf bag.
<input type="checkbox"/>	Upon return of the exhibit, please make any other notes or observations here that Spirit Catholic Radio should be informed about:

**On behalf of my parish or organization, \_\_\_\_\_, I have exercised the proper stewardship, care and responsibility of *The Man of the Shroud* exhibit while it was in our entrusted possession, and we have repacked it and returned it in the same condition in which we received it.**


\_\_\_\_\_  
Today's Date


\_\_\_\_\_  
Print Name Here

\_\_\_\_\_  
Sign Name Here





Start viewing exhibit  
here






PROCEED viewing exhibit  
TO  
THE RIGHT





PROCEED viewing exhibit  
TO  
THE left








exhibit ends


here





See exhibit in  
The parish narthex





See exhibit in  
The parish  
hall